




Weekly Fuel Facts

Average UK pump prices As of 16 October 2017



117.97p
a litre


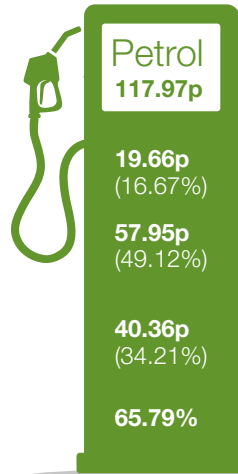
Down 0.18p
from last week



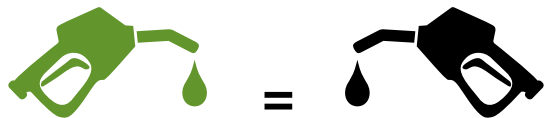
120.22p
a litre

Down 0.08p
from last week

Breakdown of average UK pump prices As of 16 October 2017



UK Fuel Duty




Fuel duty is **57.95p** a litre for both petrol and diesel



Fuel duty has been frozen since **March 2011**

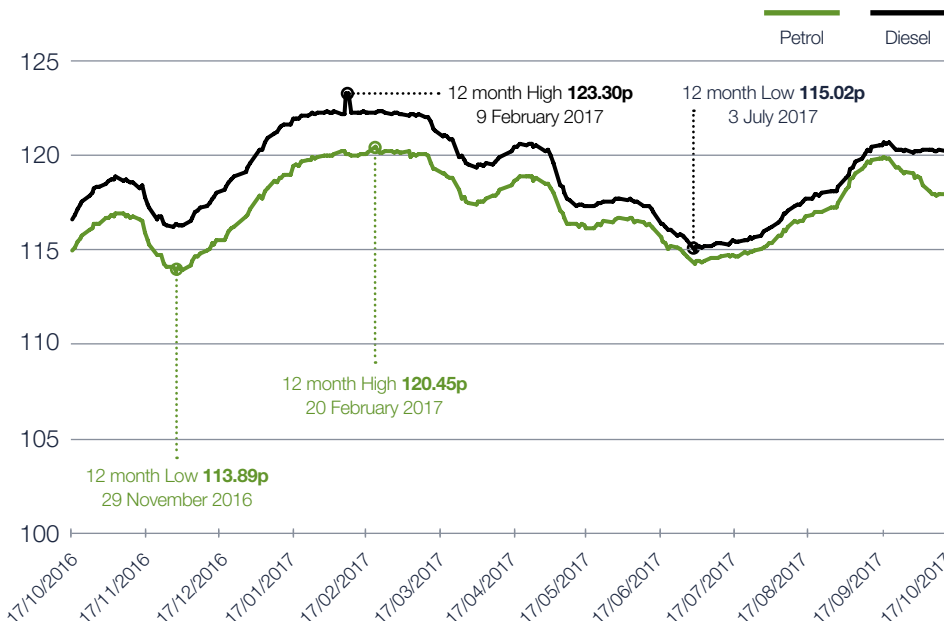
Cost to fill up an average car at the pumps in the UK*



Fuel	Today	One month ago	Six months ago	At the 12 month low
Petrol	£64.88	£65.87	£65.14	£62.64 (29 November 2016)
Diesel	£66.12	£66.25	£66.14	£63.26 (3 July 2017)

* Based on a Ford Focus with a 55 litre (12.1 gallons) fuel tank

Fuel price over the last 12 months



Petrol Record High
142.17p
a litre on
16 April 2012

Diesel Record High
148.04p
a litre on
16 April 2012

UK vs EU fuel

Petrol			Petrol		
Rank	Country	Price	Rank	Country	Price
1	Neth'lands	£1.45	15	Slovenia	£1.12
2	Greece	£1.39	16	Croatia	£1.09
3	Italy	£1.38	17	Spain	£1.06
4	Denmark	£1.37	18	Austria	£1.04
5	Portugal	£1.33	19	Estonia	£1.03
6	Finland	£1.28	20	Slovakia	£1.03
7	Belgium	£1.22	21	Lux'bourg	£1.01
8	Sweden	£1.22	22	Latvia	£1.00
9	France	£1.21	23	Hungary	£0.99
10	Germany	£1.21	24	Cyprus	£0.99
11	Ireland	£1.19	25	Lithuania	£0.97
12	UK	£1.18	26	Romania	£0.97
13	Malta	£1.16	27	Poland	£0.91
14	Czech R.	£1.15	28	Bulgaria	£0.91

Diesel			Diesel		
Rank	Country	Price	Rank	Country	Price
1	Italy	£1.25	15	Germany	£1.04
2	UK	£1.20	16	Cyprus	£1.03
3	Sweden	£1.20	17	Czech R.	£1.03
4	Belgium	£1.19	18	Estonia	£1.03
5	Denmark	£1.19	19	Hungary	£1.02
6	Greece	£1.18	20	Spain	£0.99
7	Neth'lands	£1.17	21	Romania	£0.98
8	Portugal	£1.17	22	Austria	£0.95
9	Finland	£1.13	23	Bulgaria	£0.91
10	France	£1.11	24	Lux'bourg	£0.89
11	Ireland	£1.08	25	Poland	£0.89
12	Slovenia	£1.08	26	Slovakia	£0.89
13	Croatia	£1.05	27	Latvia	£0.86
14	Malta	£1.05	28	Lithuania	£0.85

Source: EU Energy Portal

UK vs EU Pre-Tax

Pre-tax in the EU, the UK has the **24th** most expensive petrol and the **24th** most expensive diesel

The UK is the only country in the EU where

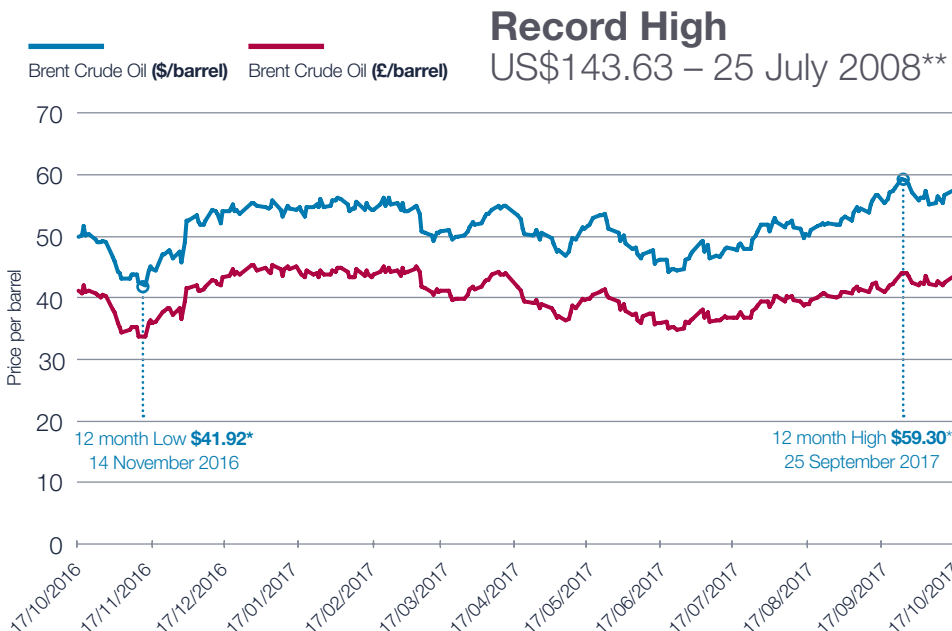


Fuel price prediction

Based on **16 October 2017** average pump prices, analysis of historical fuel data suggests, with 95% confidence, that for the week commencing **30 October 2017**



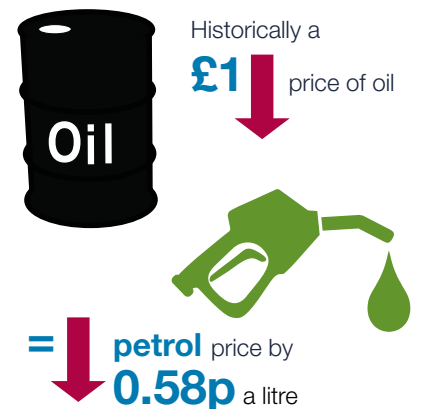
Oil price over the last 12 months



*London closing price **Europe Brent spot price FOB

Oil price

On **16 October 2017** a barrel of Brent crude oil cost **\$57.45 (£43.27)***



*London closing price