



Average Speed Cameras in Great Britain

Cost of Average Speed Cameras

Permanent average speed camera sites are estimated to have cost

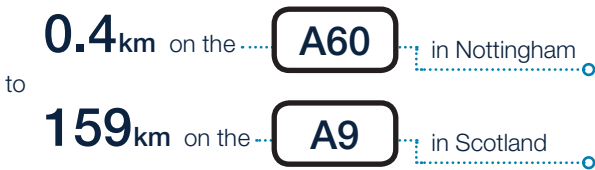


but **today** cost **£100k** per mile on average

The Study of Average Speed Cameras in GB

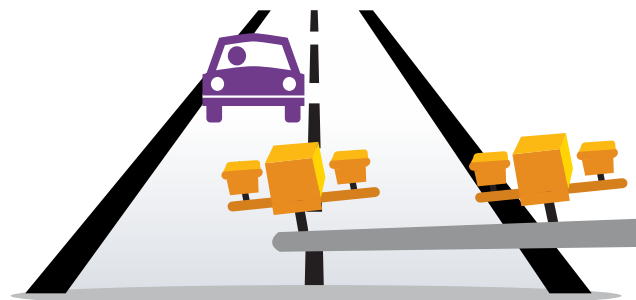
25 average speed camera sites analysed in detail

294km of road covered by these average speed camera sites. Ranging from:



Average Speed Cameras sites

Information relating to **51*** permanent average speed camera sites, installed between **2000** and June **2015** was collected as part of this study



* One site was later dismantled

Average Speed Cameras and road safety



On average, the permanent average speed camera sites analysed saw **reductions** in injury collisions

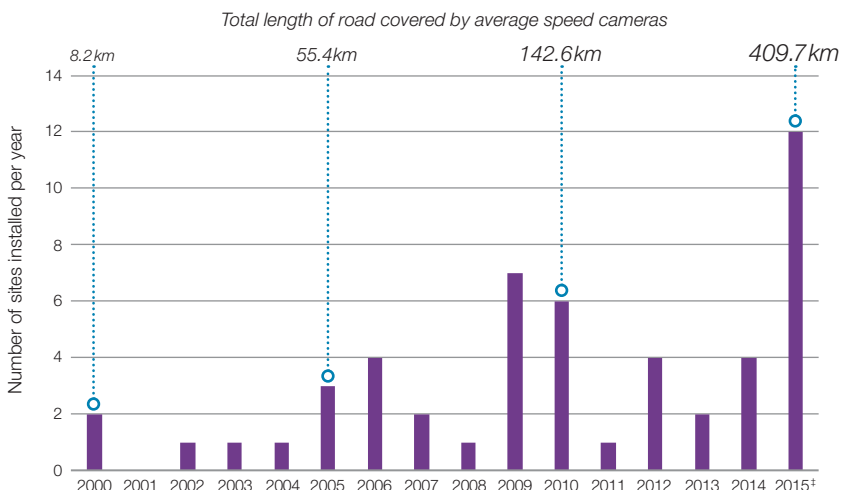


by **25-46%†** for **fatal** and **serious** collisions

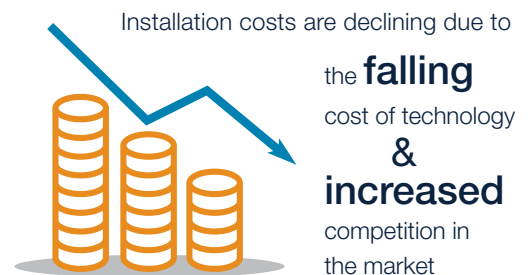
by **9-22%†** for **personal injury** collisions

† 95% confidence interval; modeling accounted for trend and regression to the mean

The deployment of permanent Average Speed Camera sites



The number of average speed camera sites is likely to **increase** as installation costs continue to **decrease**



† To June 2015

Source: Owen, Ursachi & Allsop (2016) The Effectiveness of Average Speed Cameras in Great Britain. A report for the RAC Foundation. London. www.racfoundation.org