



Weekly Fuel Facts

Average UK pump prices

As of 29 June 2026



151.80p
a litre

Down **2.1p**
from last week

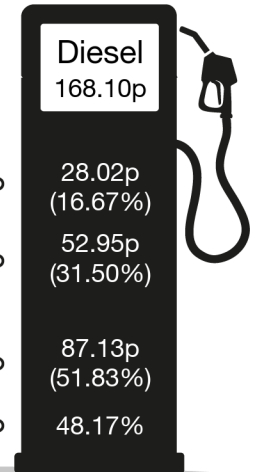
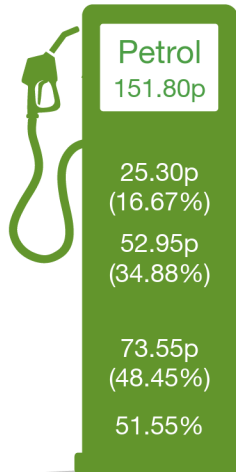


168.10p
a litre

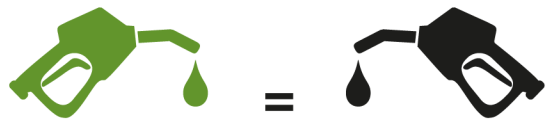
Down **4.4p**
from last week

Breakdown of average UK pump prices

As of 29 June 2026



UK Fuel Duty




Fuel duty is **52.95p** a litre
For both petrol and diesel



Fuel duty was cut by 5p a litre
on **23 March 2022**.

Before the cut it had been frozen
since March 2011.

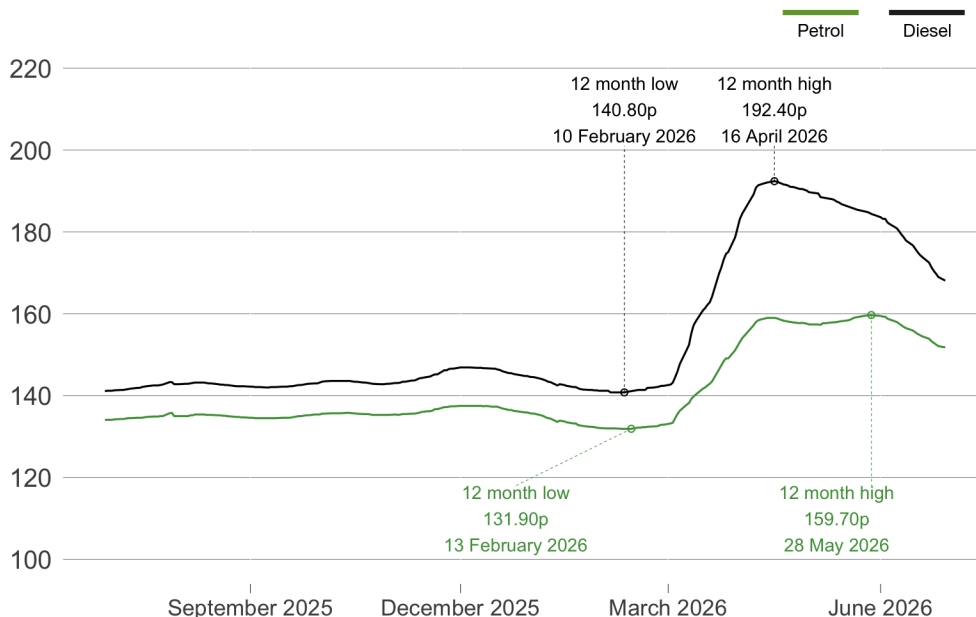
Cost to fill up an average car at the pumps in the UK*



Fuel	Today	One month ago	Six months ago	At the 12 month low
Petrol	£83.49	£87.83	£74.97	£72.54 (13 February 2026)
Diesel	£92.46	£101.42	£79.92	£77.44 (10 February 2026)

*Based on a Ford Focus with a 55 litre (12.1 gallons) fuel tank

Fuel price over the last 12 months



Petrol Record High
191.53p
a litre on
4 July
2022

Diesel Record High
199.05p
a litre on
1 July
2022

Oil price over the last 12 months



*London closing price **Europe Brent spot price FOB

Oil price

On 29 June 2026 a barrel of Brent crude oil cost

\$73.15* (£55.22)



1 week change

Down
\$4.75 ↓
a barrel

1 month change

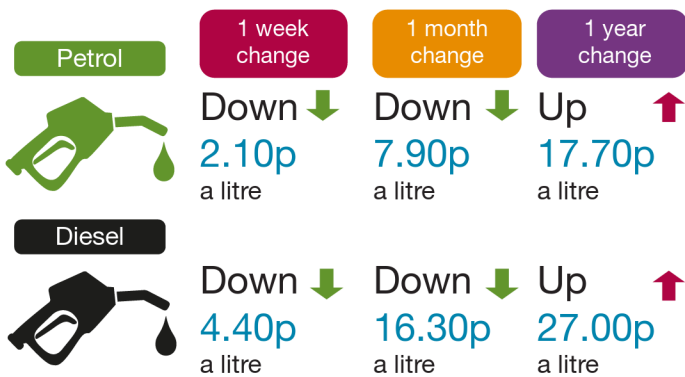
Down
\$20.56 ↓
a barrel

1 year change

Up
\$5.54 ↑
a barrel

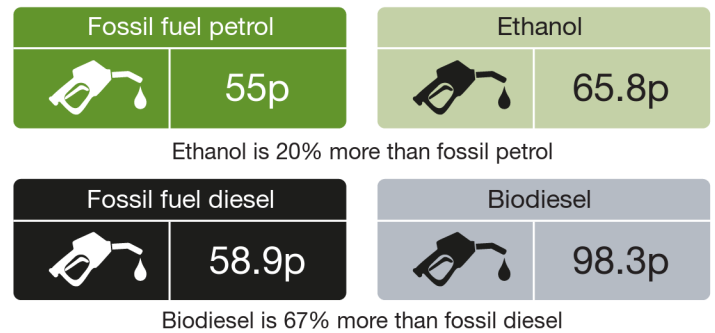
*London closing price

UK average pump price change



Biofuel vs fossil fuel pence per litre today

Based on the relative wholesale costs of petrol and diesel in both biofuel and fossil fuel form



UK vs EU fuel

Petrol			Petrol		
Rank	Country	Price	Rank	Country	Price
1	Denmark	£2.00	15	Slovakia	£1.43
2	Netherlands	£1.90	16	Austria	£1.42
3	Finland	£1.86	17	Luxembourg	£1.42
4	France	£1.68	18	Hungary	£1.41
5	Greece	£1.67	19	Romania	£1.41
6	Portugal	£1.62	20	Croatia	£1.40
7	Germany	£1.61	21	Czechia	£1.38
8	Italy	£1.60	22	Slovenia	£1.38
9	Ireland	£1.55	23	Cyprus	£1.33
10	Latvia	£1.55	24	Sweden	£1.32
11	UK	£1.54	25	Bulgaria	£1.29
12	Belgium	£1.53	26	Spain	£1.26
13	Lithuania	£1.45	27	Poland	£1.19
14	Estonia	£1.43	28	Malta	£1.16

Diesel			Diesel		
Rank	Country	Price	Rank	Country	Price
1	Finland	£1.87	15	Slovenia	£1.48
2	Netherlands	£1.75	16	Croatia	£1.47
3	UK	£1.73	17	Sweden	£1.47
4	Denmark	£1.71	18	Cyprus	£1.46
5	Italy	£1.68	19	Hungary	£1.45
6	France	£1.63	20	Greece	£1.42
7	Belgium	£1.60	21	Luxembourg	£1.40
8	Ireland	£1.56	22	Estonia	£1.38
9	Latvia	£1.54	23	Bulgaria	£1.33
10	Portugal	£1.54	24	Spain	£1.33
11	Lithuania	£1.52	25	Slovakia	£1.32
12	Austria	£1.49	26	Czechia	£1.27
13	Germany	£1.49	27	Poland	£1.21
14	Romania	£1.49	28	Malta	£1.04

Source: European Commission (22 June 2026)