



Weekly Fuel Facts

Average UK pump prices

As of 7 April 2025



135.60p

a litre

Up **0.3p**

from last week



142.30p


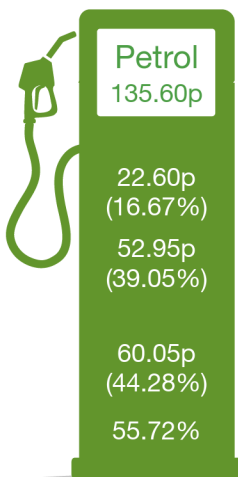
a litre

Up **0.2p**

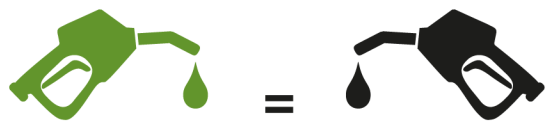
from last week

Breakdown of average UK pump prices

As of 7 April 2025



UK Fuel Duty



Fuel duty is **52.95p** a litre

For both petrol and diesel

Fuel duty was cut by 5p a litre

on **23 March 2022.**

Before the cut it had been frozen since March 2011.

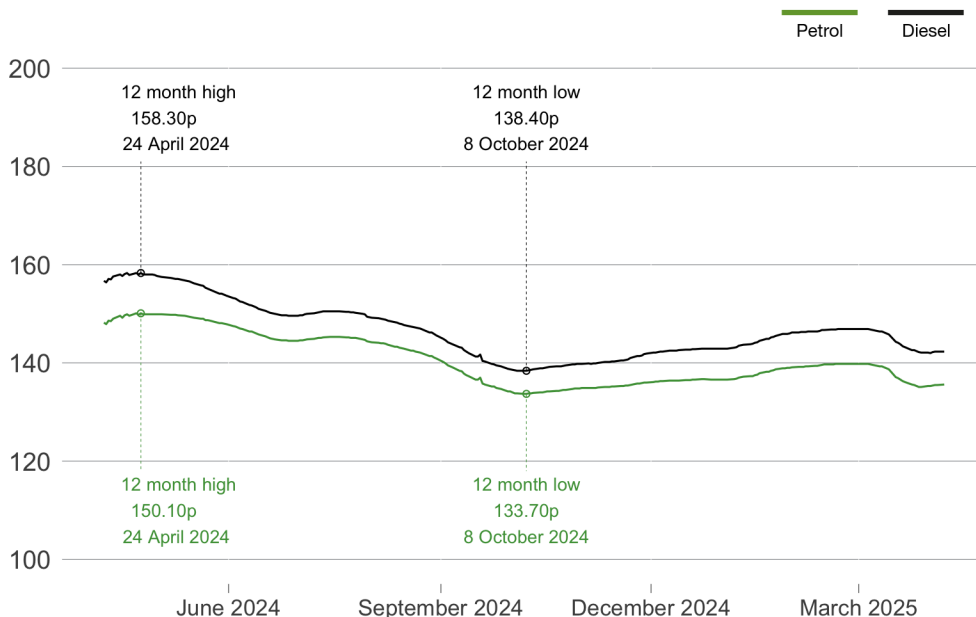
Cost to fill up an average car at the pumps in the UK*



Fuel	Today	One month ago	Six months ago	At the 12 month low
Petrol	£74.58	£76.83	£73.59	£73.53 (8 October 2024)
Diesel	£78.27	£80.74	£76.12	£76.12 (8 October 2024)

*Based on a Ford Focus with a 55 litre (12.1 gallons) fuel tank

Fuel price over the last 12 months



Petrol Record High

191.53p

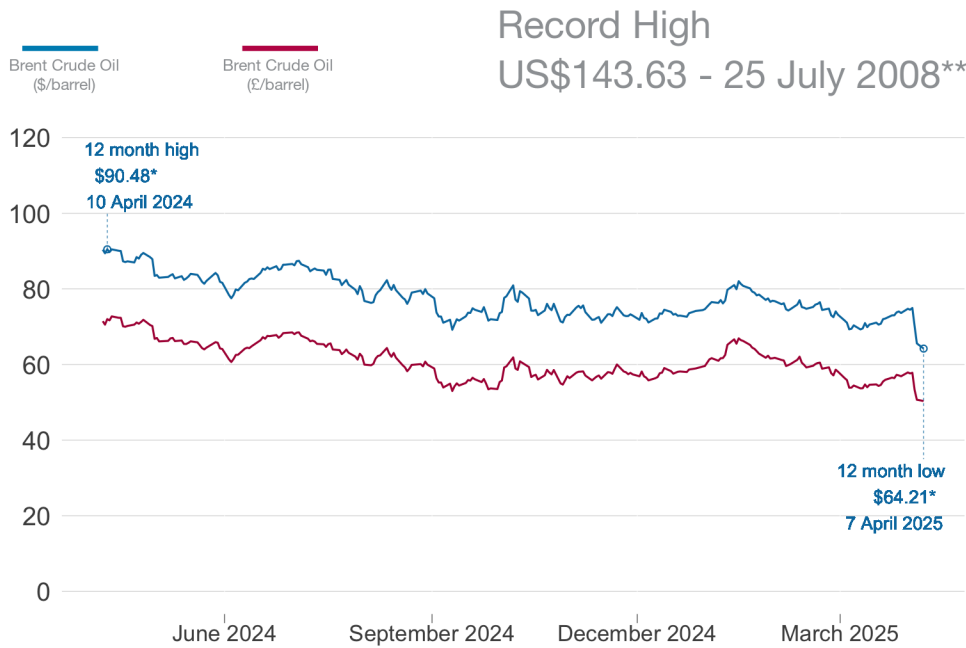
a litre on 4 July 2022

Diesel Record High

199.05p

a litre on 1 July 2022

Oil price over the last 12 months



*London closing price **Europe Brent spot price FOB

Oil price

On 7 April 2025 a barrel of Brent crude oil cost

\$64.21* (£50.34)



1 week change

Down
\$10.53 ↓
a barrel

1 month change

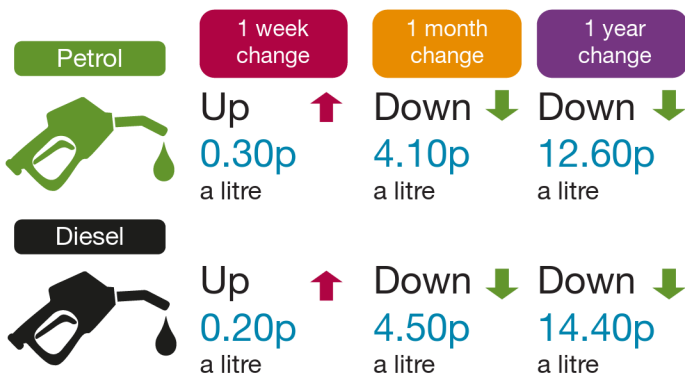
Down
\$5.25 ↓
a barrel

1 year change

Down
\$26.17 ↓
a barrel

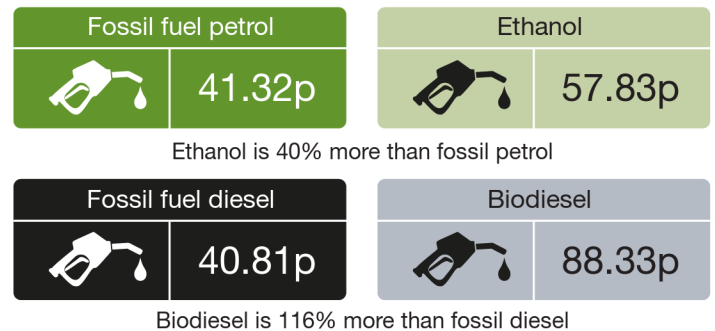
*London closing price

UK average pump price change



Biofuel vs fossil fuel pence per litre today

Based on the relative wholesale costs of petrol and diesel in both biofuel and fossil fuel form



UK vs EU fuel

Petrol			Petrol		
Rank	Country	Price	Rank	Country	Price
1	Denmark	£1.68	15	Slovakia	£1.27
2	Netherlands	£1.61	16	Spain	£1.26
3	Greece	£1.49	17	Hungary	£1.26
4	Germany	£1.47	18	Luxembourg	£1.26
5	France	£1.47	19	Sweden	£1.26
6	Ireland	£1.47	20	Croatia	£1.25
7	Italy	£1.47	21	Slovenia	£1.24
8	Portugal	£1.46	22	Romania	£1.22
9	Finland	£1.45	23	Lithuania	£1.21
10	UK	£1.35	24	Poland	£1.21
11	Estonia	£1.32	25	Cyprus	£1.17
12	Belgium	£1.30	26	Czechia	£1.17
13	Latvia	£1.29	27	Malta	£1.12
14	Austria	£1.27	28	Bulgaria	£1.07

Diesel			Diesel		
Rank	Country	Price	Rank	Country	Price
1	Denmark	£1.49	15	Slovenia	£1.29
2	Finland	£1.45	16	Hungary	£1.28
3	Ireland	£1.45	17	Latvia	£1.26
4	UK	£1.42	18	Cyprus	£1.25
5	Netherlands	£1.40	19	Croatia	£1.25
6	Belgium	£1.39	20	Romania	£1.25
7	Italy	£1.39	21	Slovakia	£1.24
8	France	£1.36	22	Estonia	£1.23
9	Germany	£1.34	23	Poland	£1.23
10	Portugal	£1.34	24	Luxembourg	£1.21
11	Greece	£1.30	25	Spain	£1.20
12	Sweden	£1.30	26	Czechia	£1.15
13	Austria	£1.29	27	Bulgaria	£1.06
14	Lithuania	£1.29	28	Malta	£1.01

Source: European Commission (31 March 2025)