




Weekly Fuel Facts

Average UK pump prices As of 30 May 2023



143.54p
a litre


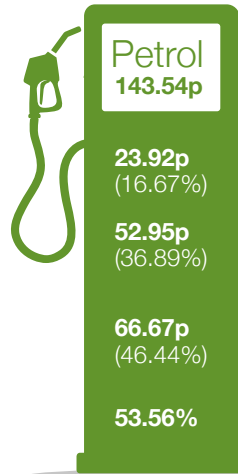
Down 0.09p
from last week



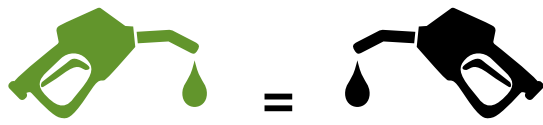
147.59p
a litre

Down 2.59p
from last week

Breakdown of average UK pump prices As of 30 May 2023



UK Fuel Duty



Fuel duty is 52.95p a litre
for both **petrol** and **diesel**



Fuel duty was cut by 5p a litre
on **23 March 2022**.
Before the cut it had been frozen
since March 2011.

Cost to fill up an average car at the pumps in the UK*



Fuel	Today	One month ago	Six months ago	At the 12 month low
Petrol	£78.95	£80.58	£88.40	£78.84 (26 May 2023)
Diesel	£81.17	£87.66	£101.63	£81.17 (30 May 2023)

* Based on a Ford Focus with a 55 litre (12.1 gallons) fuel tank

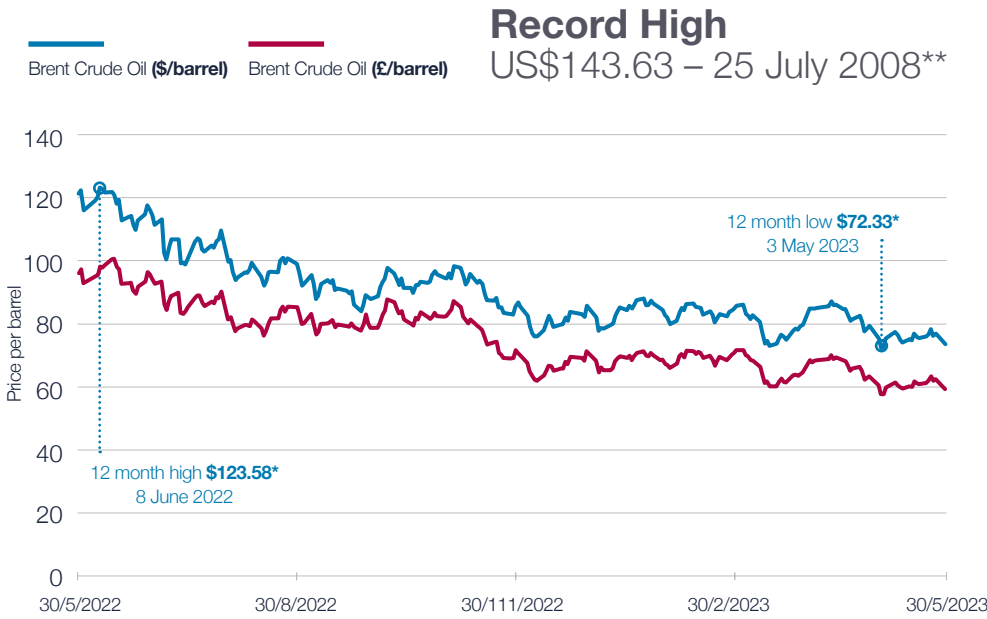
Fuel price over the last 12 months



Petrol Record High
191.53p
a litre on
4 July
2022

Diesel Record High
199.05p
a litre on
1 July
2022

Oil price over the last 12 months



*London closing price **Europe Brent spot price FOB

Oil price

On **30 May 2023** a barrel of Brent crude oil cost
\$73.54 (£59.26)*



1 week change

Down
\$3.30 ↓
a barrel

1 month change

Down
\$6.00 ↓
a barrel

1 year change

Down
\$48.13 ↓
a barrel

*London closing price

UK average pump price change

Petrol	1 week change	1 month change	1 year change
	Down ↓ 0.09p a litre	Down ↓ 2.96p a litre	Down ↓ 29.19p a litre
Diesel	Down ↓	Down ↓	Down ↓
	2.59p a litre	11.80p a litre	35.00p a litre

Biofuel vs fossil fuel pence per litre today

Based on the relative wholesale costs of petrol and diesel in both biofuel and fossil fuel form

Fossil fuel petrol	Ethanol
53.14p	66.04p
Ethanol is 24% more than fossil petrol	
Fossil fuel Diesel	Biodiesel
46.78p	65.31p
Biodiesel is 40% more than fossil diesel	

UK vs EU fuel

Petrol			Petrol		
Rank	Country	Price	Rank	Country	Price
1	Denmark	£1.69	15	Ireland	£1.36
2	Finland	£1.64	16	Luxembourg	£1.36
3	France	£1.61	17	Slovakia	£1.36
4	Germany	£1.61	18	Austria	£1.35
5	Greece	£1.59	19	Czechia	£1.33
6	Italy	£1.57	20	Hungary	£1.29
7	Netherlands	£1.57	21	Lithuania	£1.28
8	Sweden	£1.48	22	Poland	£1.25
9	Estonia	£1.47	23	Slovenia	£1.22
10	Belgium	£1.46	24	Cyprus	£1.21
11	Portugal	£1.44	25	Croatia	£1.19
12	UK	£1.43	26	Malta	£1.16
13	Latvia	£1.39	27	Romania	£1.15
14	Spain	£1.37	28	Bulgaria	£1.12

Diesel			Diesel		
Rank	Country	Price	Rank	Country	Price
1	Sweden	£1.62	15	Slovenia	£1.26
2	Finland	£1.54	16	Portugal	£1.25
3	UK	£1.49	17	Slovakia	£1.24
4	Belgium	£1.45	18	Latvia	£1.23
5	France	£1.44	19	Spain	£1.22
6	Italy	£1.43	20	Luxembourg	£1.22
7	Germany	£1.38	21	Cyprus	£1.21
8	Denmark	£1.37	22	Croatia	£1.20
9	Greece	£1.34	23	Poland	£1.17
10	Netherlands	£1.31	24	Romania	£1.15
11	Estonia	£1.30	25	Czechia	£1.14
12	Austria	£1.29	26	Lithuania	£1.13
13	Ireland	£1.27	27	Bulgaria	£1.08
14	Hungary	£1.27	28	Malta	£1.05

Source: European Commission