



Weekly Fuel Facts

Average UK pump prices As of 4 December 2023



146.65p
a litre


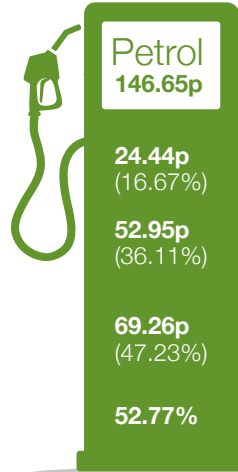
Down 1.89p
from last week



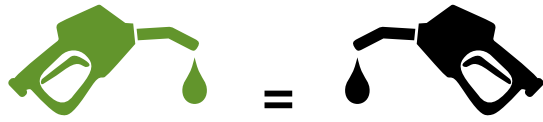
153.95p
a litre

Down 1.95p
from last week

Breakdown of average UK pump prices As of 4 December 2023



UK Fuel Duty




Fuel duty is 52.95p a litre for both **petrol** and **diesel**



Fuel duty was cut by 5p a litre on **23 March 2022**. Before the cut it had been frozen since March 2011.

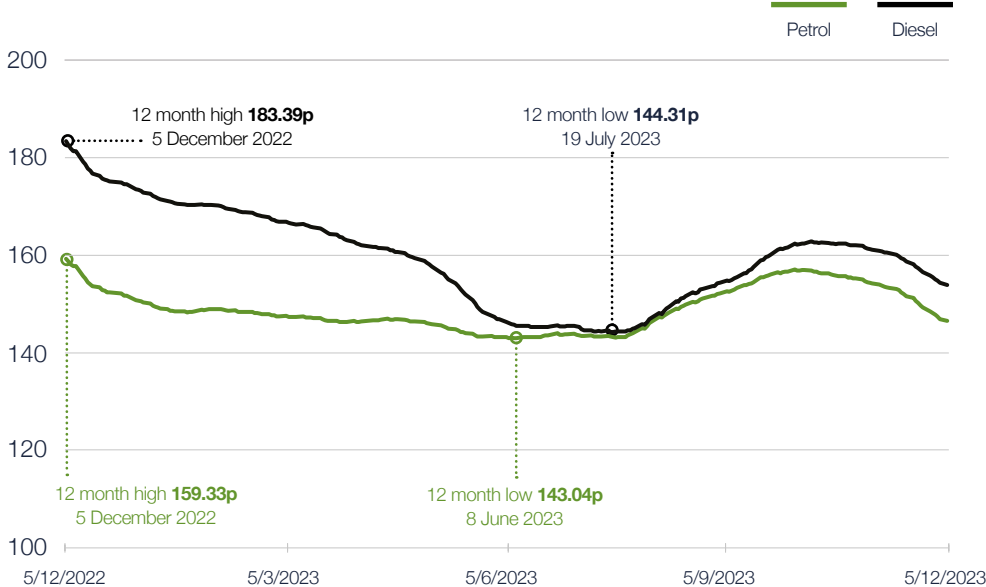
Cost to fill up an average car at the pumps in the UK*



Fuel	Today	One month ago	Six months ago	At the 12 month low
Petrol	£80.66	£84.84	£78.79	£78.67 (8 June 2023)
Diesel	£84.67	£88.61	£80.84	£79.37 (19 July 2023)

* Based on a Ford Focus with a 55 litre (12.1 gallons) fuel tank

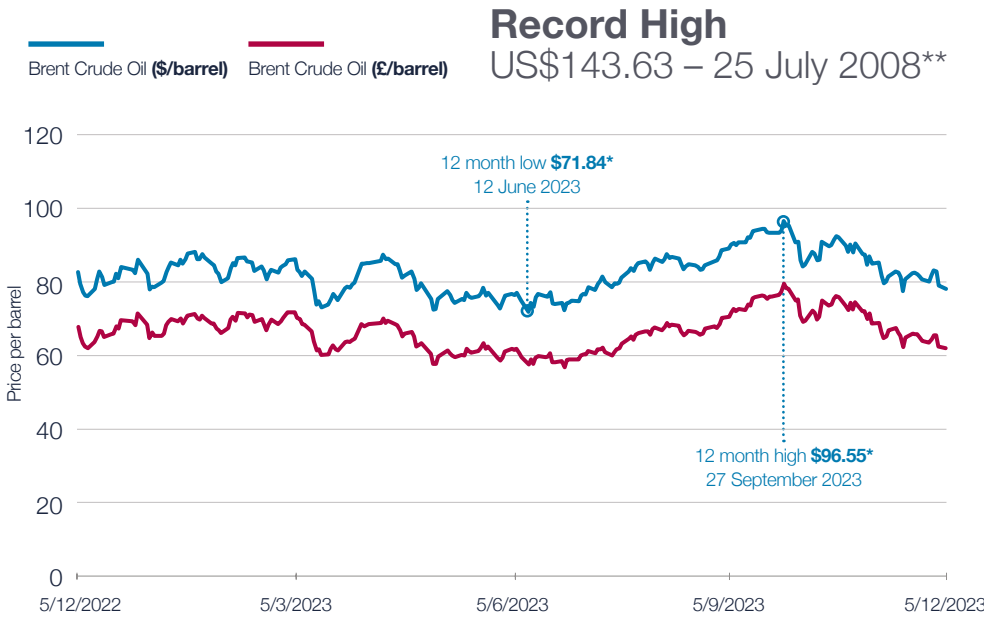
Fuel price over the last 12 months



Petrol Record High
159.33p
a litre on 5 December 2022

Diesel Record High
183.39p
a litre on 5 December 2022

Oil price over the last 12 months



*London closing price **Europe Brent spot price FOB

Oil price

On **4 December 2023** a barrel of Brent crude oil cost
\$78.03 (£61.88)*



1 week change

Down
\$1.95 a barrel

1 month change

Down
\$6.86 a barrel

1 year change

Down
\$4.65 a barrel

*London closing price

UK average pump price change

Petrol	1 week change	1 month change	1 year change
	Down 1.89p a litre	Down 7.60p a litre	Down 12.68p a litre
Diesel	Down	Down	Down
	1.95p a litre	7.16p a litre	29.44p a litre

Biofuel vs fossil fuel pence per litre today

Based on the relative wholesale costs of petrol and diesel in both biofuel and fossil fuel form

Fossil fuel petrol	Ethanol
47.89p	55.15p
Ethanol is 15% more than fossil petrol	
Fossil fuel Diesel	Biodiesel
54.13p	80.17p
Biodiesel is 48% more than fossil diesel	

UK vs EU fuel

Petrol			Petrol		
Rank	Country	Price	Rank	Country	Price
1	Netherlands	£1.72	15	Spain	£1.40
2	Denmark	£1.66	16	Slovakia	£1.39
3	Finland	£1.64	17	Austria	£1.36
4	Greece	£1.64	18	Czechia	£1.36
5	France	£1.61	19	Hungary	£1.35
6	Germany	£1.59	20	Slovenia	£1.35
7	Italy	£1.59	21	Croatia	£1.33
8	Ireland	£1.58	22	Luxembourg	£1.32
9	UK	£1.51	23	Lithuania	£1.31
10	Portugal	£1.49	24	Poland	£1.31
11	Belgium	£1.46	25	Cyprus	£1.25
12	Sweden	£1.44	26	Bulgaria	£1.22
13	Estonia	£1.42	27	Romania	£1.19
14	Latvia	£1.40	28	Malta	£1.17

Diesel			Diesel		
Rank	Country	Price	Rank	Country	Price
1	Sweden	£1.77	15	Slovenia	£1.43
2	Finland	£1.72	16	Hungary	£1.40
3	Ireland	£1.59	17	Latvia	£1.40
4	UK	£1.58	18	Slovakia	£1.40
5	France	£1.58	19	Cyprus	£1.39
6	Belgium	£1.57	20	Spain	£1.38
7	Italy	£1.57	21	Czechia	£1.37
8	Netherlands	£1.57	22	Estonia	£1.36
9	Germany	£1.52	23	Luxembourg	£1.35
10	Denmark	£1.52	24	Poland	£1.35
11	Greece	£1.51	25	Lithuania	£1.32
12	Croatia	£1.46	26	Romania	£1.28
13	Austria	£1.46	27	Bulgaria	£1.23
14	Portugal	£1.43	28	Malta	£1.06

Source: European Commission (20/11/23)