

Weekly Fuel Facts

Average UK pump prices

As of 15 July 2024



145.30p

a litre

Up **0.4p**

from last week



150.50p

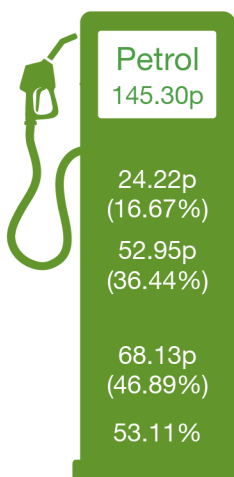
a litre

Up **0.4p**

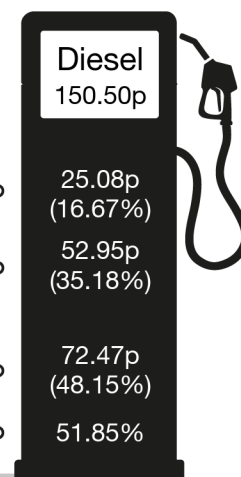
from last week

Breakdown of average UK pump prices

As of 15 July 2024



- VAT paid (% of total price)
- Fuel duty (% of total price)
- Cost of oil, fuel production and supply, and profit margin (as % of total price)
- % of fuel price which is tax



UK Fuel Duty



=



Fuel duty is **52.95p** a litre
For both petrol and diesel



Fuel duty was cut by 5p a litre
on **23 March 2022**.

Before the cut it had been frozen
since March 2011.

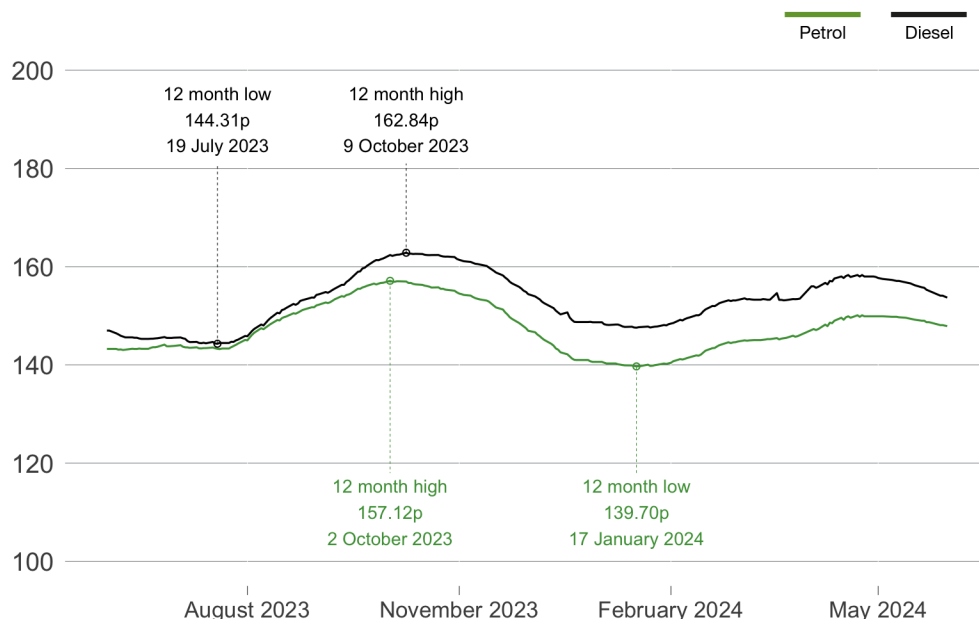
Cost to fill up an average car at the pumps in the UK*



| Fuel | Today | One month ago | Six months ago | At the 12 month low |
|--------|--------|---------------|----------------|-------------------------|
| Petrol | £79.92 | £80.19 | £76.95 | 76.83 (17 January 2024) |
| Diesel | £82.78 | £83.05 | £81.25 | 79.37 (19 July 2023) |

*Based on a Ford Focus with a 55 litre (12.1 gallons) fuel tank

Fuel price over the last 12 months



Petrol
Record
High
191.53p

a litre on
4 July
2022

Diesel
Record
High
199.05p

a litre on
1 July
2022

Oil price over the last 12 months



*London closing price **Europe Brent spot price FOB

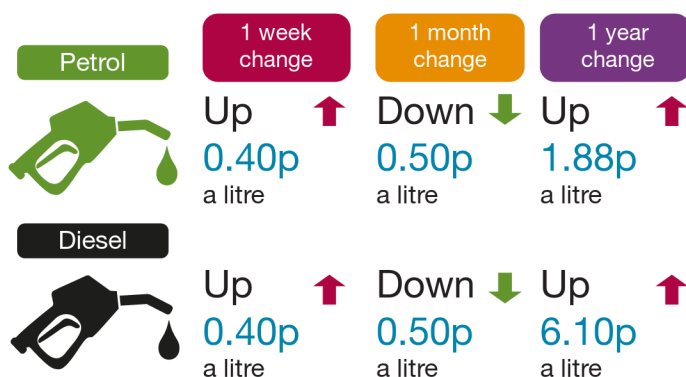
Oil price

On 15 July 2024 a barrel of Brent crude oil cost

\$84.85* (£65.35)1 week
changeDown
\$0.90
a barrel1 month
changeUp
\$2.23
a barrel1 year
changeUp
\$4.98
a barrel

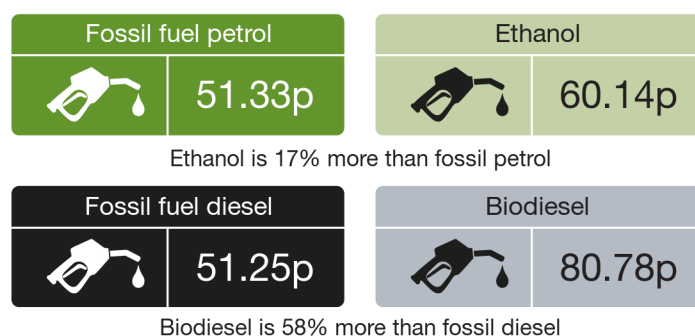
*London closing price

UK average pump price change



Biofuel vs fossil fuel pence per litre today

Based on the relative wholesale costs of petrol and diesel in both biofuel and fossil fuel form



UK vs EU fuel

| Petrol | | | Petrol | | |
|--------|-------------|-------|--------|------------|-------|
| Rank | Country | Price | Rank | Country | Price |
| 1 | Denmark | £1.76 | 15 | Slovakia | £1.38 |
| 2 | Netherlands | £1.71 | 16 | Spain | £1.38 |
| 3 | Greece | £1.61 | 17 | Sweden | £1.38 |
| 4 | Italy | £1.58 | 18 | Luxembourg | £1.34 |
| 5 | France | £1.57 | 19 | Hungary | £1.32 |
| 6 | Finland | £1.55 | 20 | Czechia | £1.29 |
| 7 | Germany | £1.55 | 21 | Lithuania | £1.28 |
| 8 | Ireland | £1.50 | 22 | Poland | £1.28 |
| 9 | Portugal | £1.47 | 23 | Croatia | £1.27 |
| 10 | UK | £1.45 | 24 | Cyprus | £1.27 |
| 11 | Belgium | £1.42 | 25 | Slovenia | £1.24 |
| 12 | Estonia | £1.42 | 26 | Romania | £1.23 |
| 13 | Latvia | £1.41 | 27 | Malta | £1.14 |
| 14 | Austria | £1.38 | 28 | Bulgaria | £1.13 |

| Diesel | | | Diesel | | |
|--------|-------------|-------|--------|------------|-------|
| Rank | Country | Price | Rank | Country | Price |
| 1 | Denmark | £1.52 | 15 | Portugal | £1.35 |
| 2 | UK | £1.50 | 16 | Cyprus | £1.32 |
| 3 | Belgium | £1.49 | 17 | Croatia | £1.31 |
| 4 | Italy | £1.48 | 18 | Slovakia | £1.31 |
| 5 | Netherlands | £1.48 | 19 | Estonia | £1.30 |
| 6 | Finland | £1.47 | 20 | Luxembourg | £1.29 |
| 7 | France | £1.46 | 21 | Poland | £1.28 |
| 8 | Ireland | £1.43 | 22 | Spain | £1.26 |
| 9 | Germany | £1.42 | 23 | Czechia | £1.25 |
| 10 | Greece | £1.41 | 24 | Romania | £1.25 |
| 11 | Austria | £1.38 | 25 | Slovenia | £1.25 |
| 12 | Sweden | £1.37 | 26 | Lithuania | £1.23 |
| 13 | Latvia | £1.36 | 27 | Bulgaria | £1.11 |
| 14 | Hungary | £1.35 | 28 | Malta | £1.03 |

Source: European Commission (1 July 2024)