


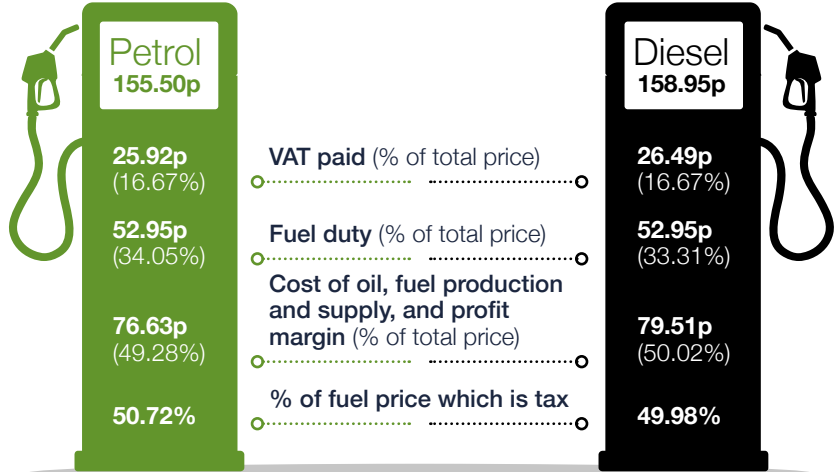


# Weekly Fuel Facts

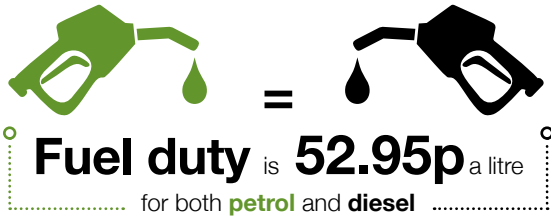
## Average UK pump prices As of 18 September 2023



## Breakdown of average UK pump prices As of 18 September 2023




## UK Fuel Duty



**Fuel duty** was cut by 5p a litre on **23 March 2022**. Before the cut it had been frozen since March 2011.

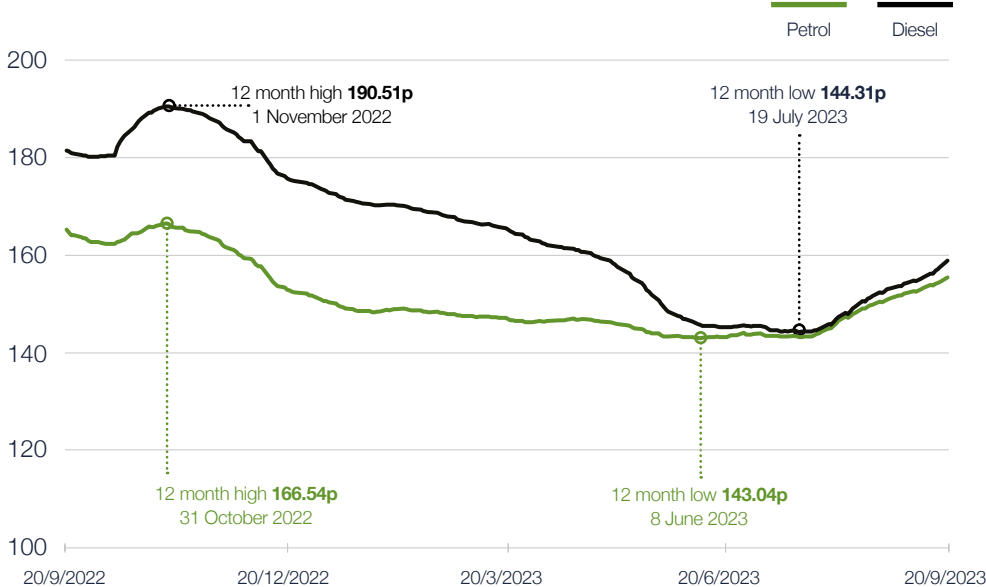
## Cost to fill up an average car at the pumps in the UK\*



Fuel	Today	One month ago	Six months ago	At the 12 month low
Petrol	£85.53	£82.35	£80.97	£78.67 (8 June 2023)
Diesel	£87.42	£83.23	£91.16	£79.37 (19 July 2023)

\* Based on a Ford Focus with a 55 litre (12.1 gallons) fuel tank

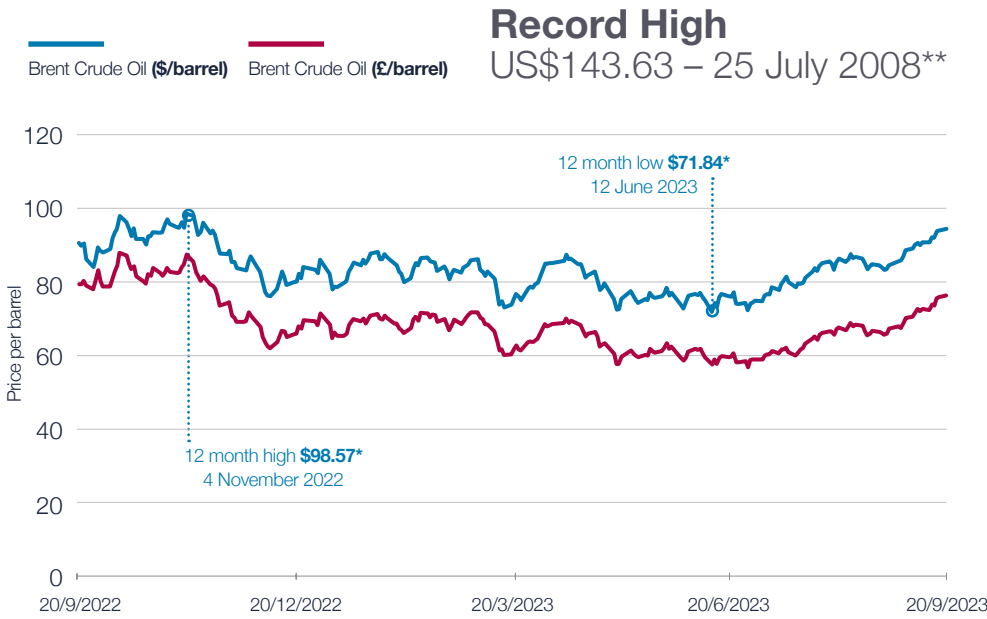
## Fuel price over the last 12 months



**Petrol Record High**  
**166.54p**  
a litre on 31 October 2022

**Diesel Record High**  
**190.51p**  
a litre on 1 November 2022

Oil price over the last 12 months



\*London closing price \*\*Europe Brent spot price FOB

Oil price

On 18 September 2023 a barrel of Brent crude oil cost  
**\$94.43 (£76.28)\***



**1 week change**

**Up**  
**\$3.79** ↑  
a barrel

**1 month change**

**Up**  
**\$10.31** ↑  
a barrel

**1 year change**

**Up**  
**\$3.81** ↑  
a barrel

\*London closing price

UK average pump price change

**Petrol**

**1 week change** Up **1.50p** a litre ↑

**1 month change** Up **5.77p** a litre ↑

**1 year change** Down **9.74p** a litre ↓

**Diesel**

Up **2.65p** a litre ↑

Up **7.62p** a litre ↑

Down **22.51p** a litre ↓

Biofuel vs fossil fuel pence per litre today

Based on the relative wholesale costs of petrol and diesel in both biofuel and fossil fuel form

Fossil fuel petrol		Ethanol	
	<b>61.88p</b>		<b>68.71p</b>
Ethanol is <b>11%</b> more than fossil petrol			
Fossil fuel Diesel		Biodiesel	
	<b>68.33p</b>		<b>95.66p</b>
Biodiesel is <b>40%</b> more than fossil diesel			

UK vs EU fuel

Petrol			Petrol		
Rank	Country	Price	Rank	Country	Price
1	Netherlands	£1.81	15	Spain	£1.49
2	Denmark	£1.77	16	Austria	£1.46
3	Greece	£1.72	17	Hungary	£1.45
4	Finland	£1.71	18	Slovakia	£1.45
5	Italy	£1.69	19	Luxembourg	£1.41
6	France	£1.68	20	Croatia	£1.40
7	Germany	£1.67	21	Czechia	£1.40
8	Belgium	£1.60	22	Lithuania	£1.38
9	Portugal	£1.60	23	Cyprus	£1.36
10	UK	£1.55	24	Slovenia	£1.35
11	Ireland	£1.54	25	Romania	£1.24
12	Sweden	£1.54	26	Bulgaria	£1.22
13	Estonia	£1.53	27	Poland	£1.20
14	Latvia	£1.50	28	Malta	£1.15

Diesel			Diesel		
Rank	Country	Price	Rank	Country	Price
1	Sweden	£1.85	15	Latvia	£1.45
2	Finland	£1.69	16	Estonia	£1.45
3	Belgium	£1.65	17	Croatia	£1.44
4	Netherlands	£1.62	18	Cyprus	£1.43
5	France	£1.62	19	Slovakia	£1.41
6	Italy	£1.61	20	Luxembourg	£1.41
7	Denmark	£1.59	21	Spain	£1.40
8	UK	£1.58	22	Slovenia	£1.38
9	Germany	£1.57	23	Czechia	£1.35
10	Greece	£1.54	24	Lithuania	£1.34
11	Ireland	£1.51	25	Romania	£1.29
12	Portugal	£1.50	26	Bulgaria	£1.21
13	Austria	£1.50	27	Poland	£1.17
14	Hungary	£1.47	28	Malta	£1.04

Source: European Commission