




Weekly Fuel Facts

Average UK pump prices As of 21 November 2022



163.24p
a litre


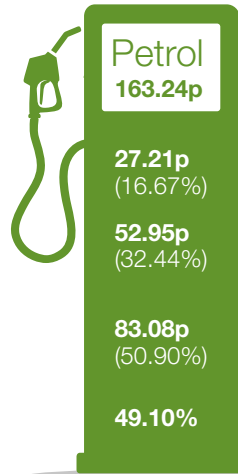
Down 1.52p
from last week



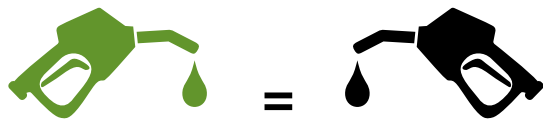
187.42p
a litre

Down 1.71p
from last week

Breakdown of average UK pump prices As of 21 November 2022



UK Fuel Duty




Fuel duty is 52.95p a litre
for both **petrol** and **diesel**



Fuel duty was cut by 5p a litre
on **23 March 2022**.
Before the cut it had been frozen
since March 2011.

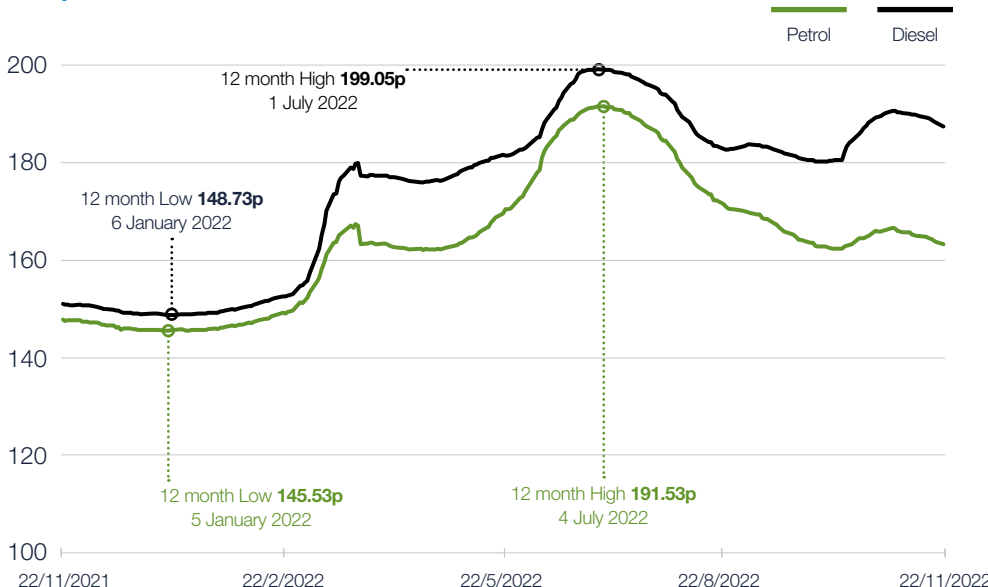
Cost to fill up an average car at the pumps in the UK*



| Fuel | Today | One month ago | Six months ago | At the 12 month low |
|--------|---------|---------------|----------------|-------------------------|
| Petrol | £89.78 | £90.58 | £92.77 | £80.04 (5 January 2022) |
| Diesel | £103.08 | £103.15 | £99.63 | £81.80 (6 January 2022) |

* Based on a Ford Focus with a 55 litre (12.1 gallons) fuel tank

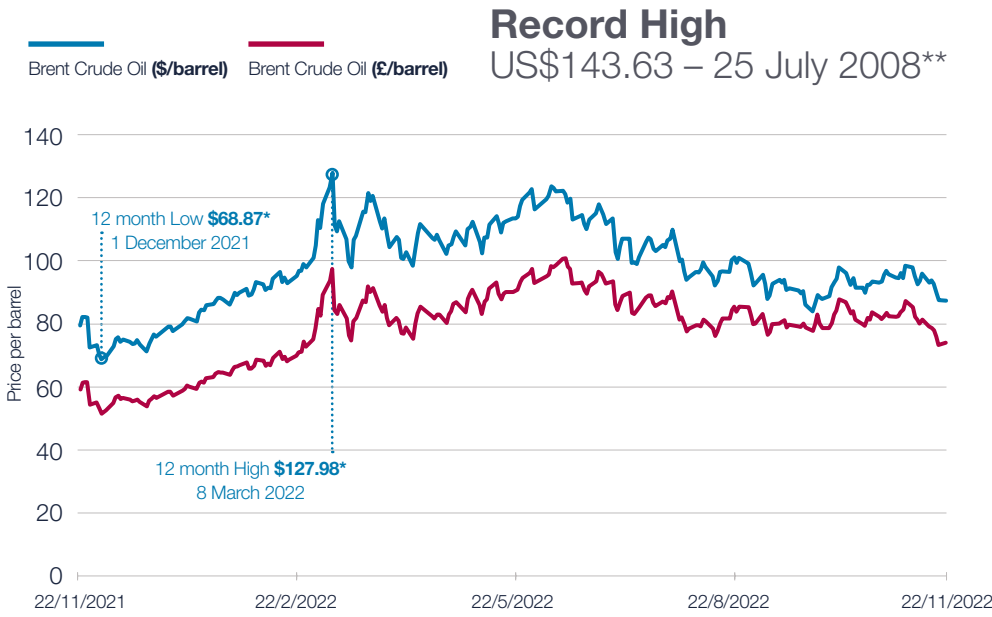
Fuel price over the last 12 months



Petrol
Record
High
191.53p
a litre on
4 July
2022

Diesel
Record
High
199.05p
a litre on
1 July
2022

Oil price over the last 12 months



*London closing price **Europe Brent spot price FOB

Oil price

On 21 November 2022 a barrel of Brent crude oil cost

\$87.45 (£74.20)*



1 week change

Down ↓
\$5.69
a barrel

1 month change

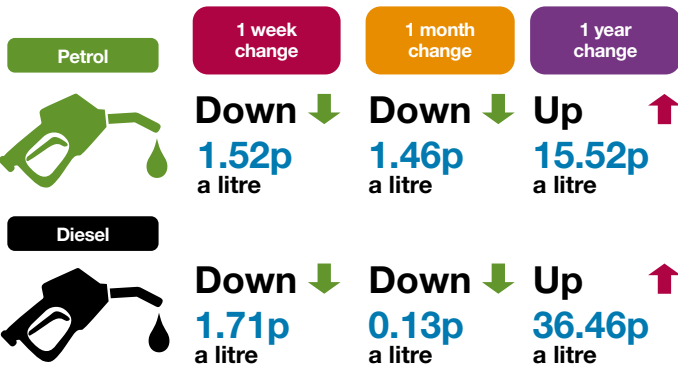
Down ↓
\$4.93
a barrel

1 year change

Up ↑
\$7.75
a barrel

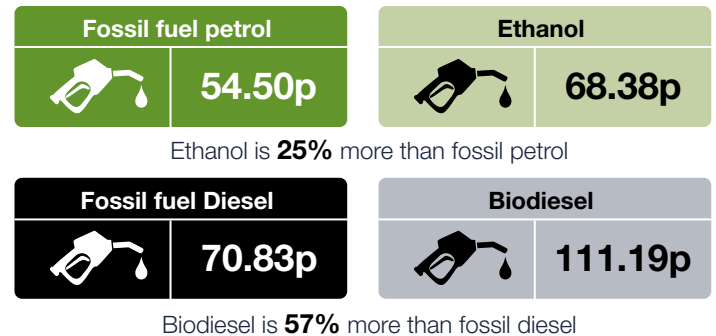
*London closing price

UK average pump price change



Biofuel vs fossil fuel pence per litre today

Based on the relative wholesale costs of petrol and diesel in both biofuel and fossil fuel form



UK vs EU fuel

| Petrol | | | Petrol | | |
|--------|-------------|-------|--------|------------|-------|
| Rank | Country | Price | Rank | Country | Price |
| 1 | Greece | £1.85 | 15 | Luxembourg | £1.51 |
| 2 | Denmark | £1.81 | 16 | Slovakia | £1.51 |
| 3 | Finland | £1.78 | 17 | Austria | £1.50 |
| 4 | Netherlands | £1.71 | 18 | Italy | £1.50 |
| 5 | Germany | £1.69 | 19 | France | £1.48 |
| 6 | Sweden | £1.69 | 20 | Lithuania | £1.48 |
| 7 | Belgium | £1.68 | 21 | Croatia | £1.39 |
| 8 | Estonia | £1.66 | 22 | Romania | £1.38 |
| 9 | UK | £1.63 | 23 | Cyprus | £1.34 |
| 10 | Ireland | £1.59 | 24 | Slovenia | £1.28 |
| 11 | Latvia | £1.57 | 25 | Bulgaria | £1.24 |
| 12 | Portugal | £1.57 | 26 | Poland | £1.24 |
| 13 | Spain | £1.57 | 27 | Malta | £1.18 |
| 14 | Czechia | £1.51 | 28 | Hungary | £1.12 |

| Diesel | | | Diesel | | |
|--------|-------------|-------|--------|------------|-------|
| Rank | Country | Price | Rank | Country | Price |
| 1 | Sweden | £2.08 | 15 | Lithuania | £1.64 |
| 2 | Finland | £1.95 | 16 | Slovakia | £1.64 |
| 3 | UK | £1.87 | 17 | Cyprus | £1.63 |
| 4 | Greece | £1.82 | 18 | Czechia | £1.63 |
| 5 | Ireland | £1.78 | 19 | Italy | £1.62 |
| 6 | Denmark | £1.77 | 20 | Romania | £1.61 |
| 7 | Belgium | £1.76 | 21 | Luxembourg | £1.60 |
| 8 | Germany | £1.74 | 22 | France | £1.58 |
| 9 | Estonia | £1.71 | 23 | Portugal | £1.58 |
| 10 | Spain | £1.70 | 24 | Slovenia | £1.55 |
| 11 | Austria | £1.70 | 25 | Bulgaria | £1.46 |
| 12 | Netherlands | £1.70 | 26 | Poland | £1.46 |
| 13 | Latvia | £1.70 | 27 | Hungary | £1.40 |
| 14 | Croatia | £1.66 | 28 | Malta | £1.06 |

Source: European Commission