



# Weekly Fuel Facts

## Average UK pump prices

As of 29 April 2024



**149.90p**  
a litre

Down **0.2p**  
from last week

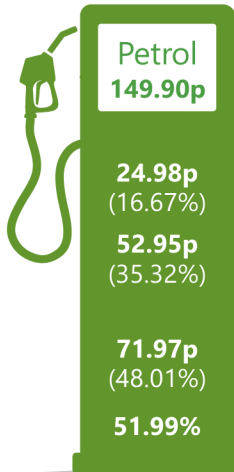


**158.00p**  
a litre


Down **0.3p**  
from last week

## Breakdown of average UK pump prices

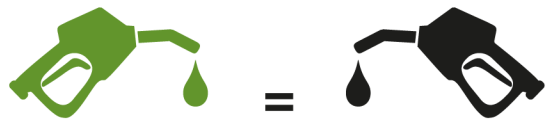
As of 29 April 2024



- VAT paid (% of total price)
- Fuel duty (% of total price)
- Cost of oil, fuel production and supply, and profit margin (as % of total price)
- % of fuel price which is tax



## UK Fuel Duty



Fuel duty is **52.95p** a litre


For both petrol and diesel



Fuel duty was cut by 5p a litre on **23 March 2022**.

Before the cut it had been frozen since March 2011.

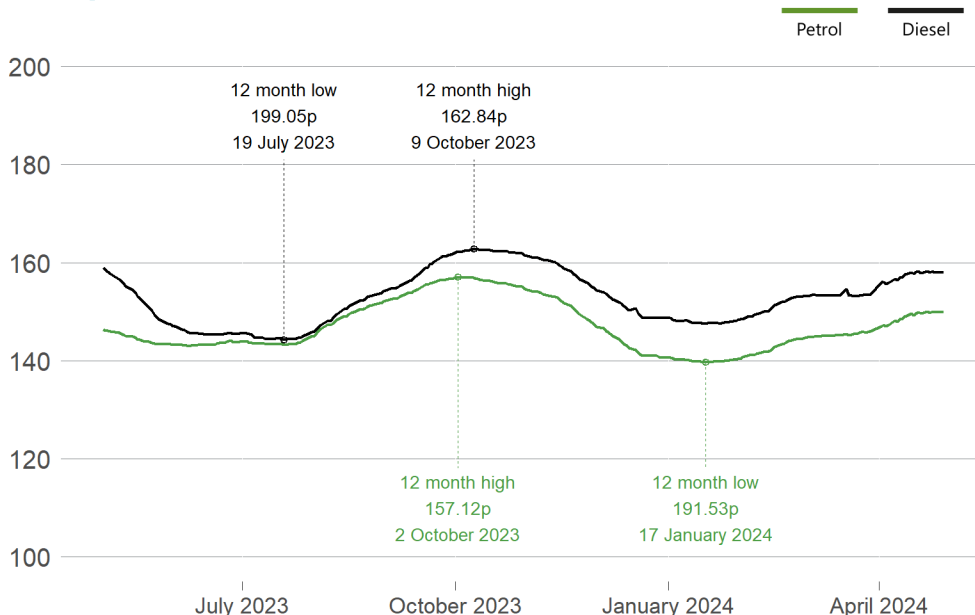
## Cost to fill up an average car at the pumps in the UK\*



Fuel	Today	One month ago	Six months ago	At the 12 month low
Petrol	£82.44	£80.33	£85.40	£76.83 (17 January 2024)
Diesel	£86.90	£84.42	£89.13	£79.37 (19 July 2023)

\*Based on a Ford Focus with a 55 litre (12.1 gallons) fuel tank

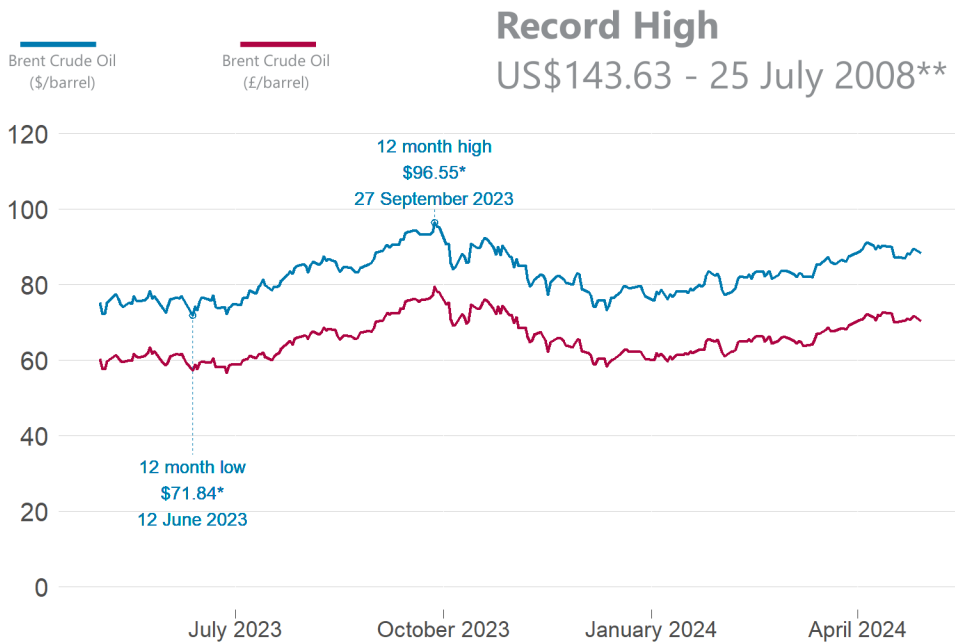
## Fuel price over the last 12 months



**Petrol Record High**  
**191.53p**  
a litre on  
4 July  
2022

**Diesel Record High**  
**199.05p**  
a litre on  
1 July  
2022

### Oil price over the last 12 months



\*London closing price \*\*Europe Brent spot price FOB

### Oil price

On 29 April 2024 a barrel of Brent crude oil cost

**\$88.40\* (£70.45)**



**1 week change**

**Up \$1.40** ↑  
a barrel

**1 month change**

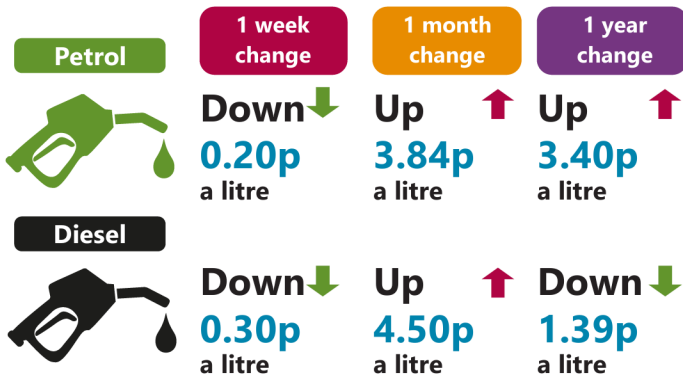
**Up \$0.92** ↑  
a barrel

**1 year change**

**Up \$8.86** ↑  
a barrel

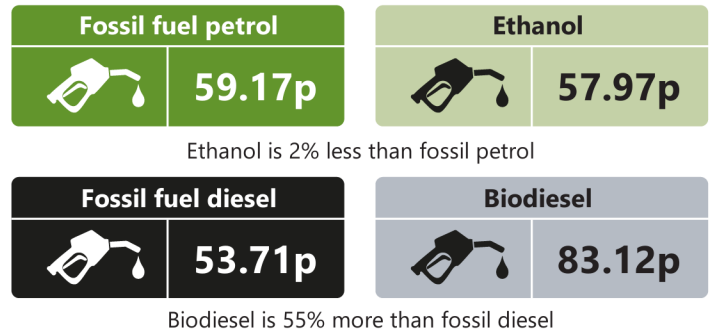
\*London closing price

### UK average pump price change



### Biofuel vs fossil fuel pence per litre today

Based on the relative wholesale costs of petrol and diesel in both biofuel and fossil fuel form



### UK vs EU fuel

Petrol			Petrol		
Rank	Country	Price	Rank	Country	Price
1	Denmark	£1.81	15	Spain	£1.46
2	Netherlands	£1.80	16	Austria	£1.45
3	Greece	£1.71	17	Luxembourg	£1.44
4	Finland	£1.70	18	Sweden	£1.44
5	France	£1.67	19	Hungary	£1.42
6	Italy	£1.66	20	Croatia	£1.38
7	Germany	£1.65	21	Czechia	£1.38
8	Portugal	£1.57	22	Cyprus	£1.36
9	Estonia	£1.56	23	Lithuania	£1.35
10	Ireland	£1.56	24	Poland	£1.34
11	Belgium	£1.53	25	Slovenia	£1.34
12	Latvia	£1.51	26	Romania	£1.29
13	UK	£1.50	27	Bulgaria	£1.18
14	Slovakia	£1.46	28	Malta	£1.16

Diesel			Diesel		
Rank	Country	Price	Rank	Country	Price
1	Finland	£1.62	15	Cyprus	£1.39
2	UK	£1.58	16	Estonia	£1.39
3	Italy	£1.56	17	Portugal	£1.39
4	Belgium	£1.55	18	Sweden	£1.38
5	Netherlands	£1.55	19	Poland	£1.35
6	France	£1.53	20	Slovakia	£1.35
7	Ireland	£1.53	21	Slovenia	£1.35
8	Denmark	£1.49	22	Czechia	£1.34
9	Germany	£1.48	23	Spain	£1.34
10	Greece	£1.48	24	Lithuania	£1.32
11	Latvia	£1.46	25	Luxembourg	£1.31
12	Austria	£1.45	26	Romania	£1.30
13	Hungary	£1.42	27	Bulgaria	£1.20
14	Croatia	£1.40	28	Malta	£1.04

Source: European Commission (22 April 2024)