




Weekly Fuel Facts

Average UK pump prices As of 12 March 2018



119.69p
a litre


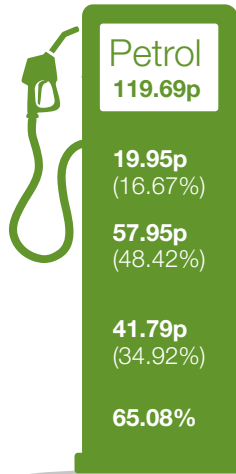
Down 0.28p
from last week



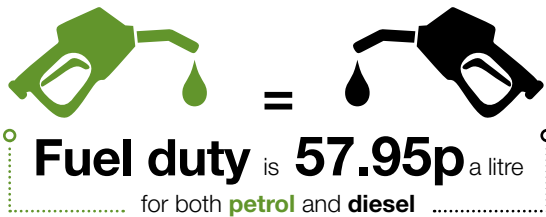
122.49p
a litre

Down 0.28p
from last week

Breakdown of average UK pump prices As of 12 March 2018



UK Fuel Duty



Fuel duty
has been frozen since
March 2011

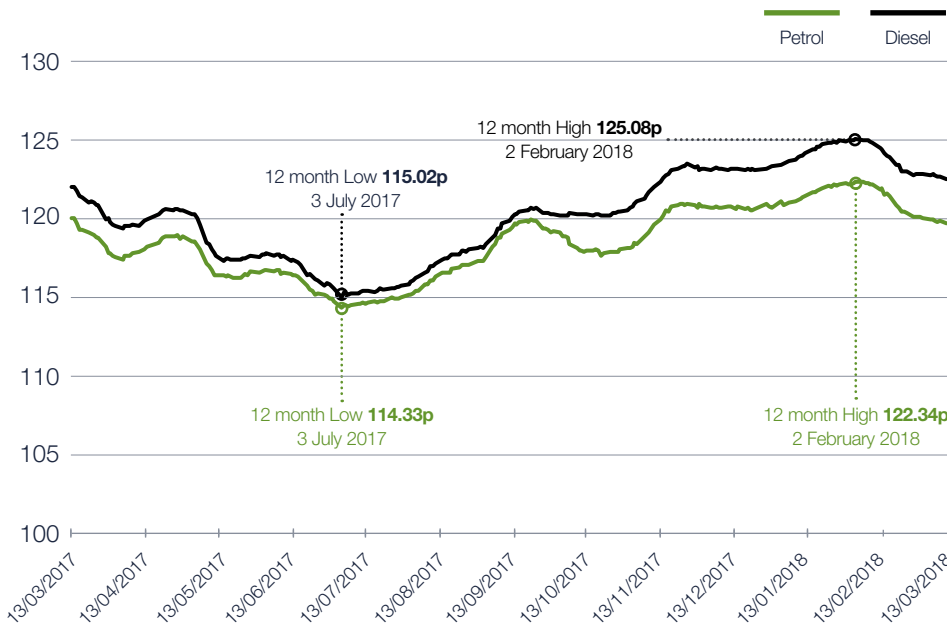
Cost to fill up an average car at the pumps in the UK*



Fuel	Today	One month ago	Six months ago	At the 12 month low
Petrol	£65.83	£67.05	£65.79	£62.88 (3 July 2017)
Diesel	£67.37	£68.42	£66.15	£63.26 (3 July 2017)

* Based on a Ford Focus with a 55 litre (12.1 gallons) fuel tank

Fuel price over the last 12 months



Petrol Record High
142.17p
a litre on
16 April 2012

Diesel Record High
148.04p
a litre on
16 April 2012

UK vs EU fuel

Petrol			Petrol		
Rank	Country	Price	Rank	Country	Price
1	Neth'lands	£1.46	15	Croatia	£1.12
2	Italy	£1.41	16	Slovenia	£1.12
3	Greece	£1.38	17	Latvia	£1.09
4	Denmark	£1.37	18	Spain	£1.08
5	Portugal	£1.36	19	Cyprus	£1.06
6	France	£1.29	20	Slovakia	£1.04
7	Finland	£1.27	21	Hungary	£1.02
8	Belgium	£1.22	22	Lux'bourg	£1.01
9	Ireland	£1.22	23	Czech R.	£1.00
10	UK	£1.20	24	Austria	£0.99
11	Germany	£1.19	25	Bulgaria	£0.95
12	Malta	£1.16	26	Romania	£0.95
13	Sweden	£1.15	27	Lithuania	£0.94
14	Estonia	£1.13	28	Poland	£0.93

Diesel			Diesel		
Rank	Country	Price	Rank	Country	Price
1	Italy	£1.30	15	Croatia	£1.06
2	Belgium	£1.23	16	Germany	£1.06
3	UK	£1.22	17	Malta	£1.05
4	France	£1.22	18	Hungary	£1.03
5	Denmark	£1.20	19	Spain	£1.01
6	Greece	£1.20	20	Czech R.	£1.00
7	Neth'lands	£1.19	21	Latvia	£1.00
8	Portugal	£1.19	22	Bulgaria	£0.96
9	Finland	£1.17	23	Romania	£0.96
10	Sweden	£1.14	24	Austria	£0.94
11	Ireland	£1.13	25	Slovakia	£0.92
12	Estonia	£1.11	26	Poland	£0.91
13	Slovenia	£1.08	27	Lithuania	£0.90
14	Cyprus	£1.07	28	Lux'bourg	£0.90

Source: EU Energy Portal

UK vs EU Pre-Tax


Pre-tax in the EU, the UK has the **21st** most expensive petrol and the **24th** most expensive diesel

The UK is the only country in the EU where



Fuel price prediction

Based on **12 March 2018** average pump prices, analysis of historical fuel data suggests, with 95% confidence, that for the week commencing **26 March 2018**



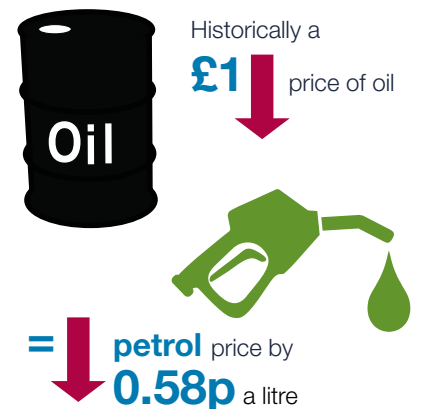
Oil price over the last 12 months



*London closing price **Europe Brent spot price FOB

Oil price

On **12 March 2018** a barrel of Brent crude oil cost **\$64.38 (£46.32)***



*London closing price